

LEE BULLET LUBRICATING AND SIZING KIT

LEE PRECISION, INC. 4275 HIGHWAY U HARTFORD WISCONSIN 53027

LEE LUBE & SIZE KITS

<input type="checkbox"/>	90036	.225
<input type="checkbox"/>	90083	.243
<input type="checkbox"/>	90170	.284
<input type="checkbox"/>	90171	.285
<input type="checkbox"/>	90576	.339

Other sizes can be made on a Special Order basis. Please allow 3 weeks for delivery.


*The fastest
and best way
to lubricate
and size
cast bullets*

BS2003

LUBRICATING BULLETS

Traditional bullet lubricating methods of placing lube only in the grooves are inferior to the modern method of coating the entire bullet with Lee Liquid Alox. This places the lube where needed, on the surfaces that rub against the bore.

Lead bullets must be lubricated or your gun will be fouled with lead and accuracy will be poor.




SIZING BULLETS

All lead bullets must be lubricated, but it is not absolutely necessary to size all cast bullets. Bullets must be sized if they are so large that they expand the case too much to freely enter the gun's chamber. Sizing sometimes helps accuracy by making the bullet uniform in diameter. This insures uniform start pressure and better accuracy. Gas checks can be installed with this tool. Simply place gas check on base of bullet before sizing.

- **Screw the sizing die** into any standard reloading press. Exact depth is not important.
- **Install the bullet punch into the ram.** This fits all rams that use standard shell holders.
- **Place the red box on top** of the sizing die as shown.
- **Place bullet on the punch** and push bullet through die.
- **When box is 3/4 full, lift** the entire box off the die. Invert the box before opening.
- **For rifle and hot handgun loads,** it is best to re-lube the bullets to insure the sized portion is recoated.


1

Place bullets in plastic container and dribble some Lee Liquid Alox onto the bullets.



2

Gently shake the bullets in an orbital motion to coat the bullets. If they do not coat completely, add a little more lube.



4

Load at least one bullet into a case and check to be sure it easily chambers in your gun. If it fits tightly, you must resize the bullets before loading.

Bullets can be sized after they have been lubed. However, for best results, we recommend bullets be re-lubed after sizing to be sure the sized portion is coated with Lee Liquid Alox.

DO NOT SIZE UNLUBED BULLETS— THEY WILL LEAD THE DIE.



Very large and long bullets with a flat nose may stack and push the cover off the box. A washer under one edge of the press base will tilt the press sufficiently to prevent stacking.